


Access Statement

The Confetti Flower Field open days are a temporary event on our farm, the Wyke Manor Estate in Wick, Worcestershire. We open for 10 days only, and, in addition, the location of the flower field changes every year. Most importantly, you need to be aware that the Confetti Flower Field is just a farm field full of flowers. Therefore, there are no permanent structures, fixtures, buildings or pathways on site, and the ground surfaces are simply farm fields. There is no running water or electricity on site. Mobile signal and data is also variable and patchy. There is no wifi.



(Illustrative photos – please note that because this year's event has not yet been set up, these photos are from previous openings, and should be used only as a guide.)

Pre-Arrival

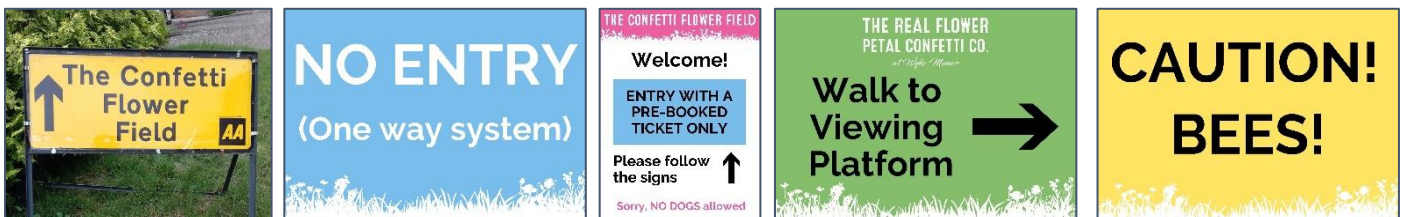
You must buy an admission ticket in advance of your visit. Everyone aged 5 and over is required to purchase a ticket. There are no concessions.

Tickets are available to purchase only direct from us via a booking system powered by Beyonk. All our website "book ticket" links will take you to their secure booking platform. Your order will result in a QR code that you must bring with you to the field.

By making a purchase you are agreeing to abide by our general admission terms and conditions which are clearly stated on web pages and ticket purchase pages.

Signage

On public highways we use AA style yellow direction signs. On our land and in Wick village we use our own branded signage. It is brightly coloured, and the writing is as large as possible, either coloured, black or white. If you have any difficulty reading any of our signage, please ask any member of staff for assistance.



Arrival and carpark

The Confetti Flower Field is signposted from the main B4084 at Wick – please follow the yellow AA signage and NOT your satnav. You will be taken onto single-track roads, bumpy farm tracks and across grassed fields.

Regrettably, due to the layout of our farm, there is no access other than by road. These lanes and farm tracks are very narrow. They are unsuitable for extra-long, extra-wide or very low vehicles. Consequently, we are unable to accommodate coaches, but we can accept minibuses.

If you are travelling by taxi, you must remember to pre-book your return pick-up. Note that the entry gate will close at 4pm and no cars will be able to enter the carpark after that time. Please make suitable arrangements with your driver.

Your admission tickets will be checked in your vehicle by our gate team, who will all be wearing branded hi-viz yellow vests. You'll be asked for your QR code which you can present on your phone or on paper. (If you use your phone, please make sure the screen brightness is turned up to 100%.) You will then be sent across the field into the carpark. Please tell staff if you require the disabled parking area, and you'll be directed accordingly.

The carpark is outdoors and totally open to the weather.

The carpark is a large, flat, grassed field. There may be a few undulations in the lie of the land. There may be natural holes, dips and lumps, animal holes, nests etc. We will mark and tape off any features considered hazardous – please look out for signs.

We have a small team of marshals in the carpark, who will direct you to available spaces – they will be wearing branded hi-viz yellow vests.

Parking rows will be marked with white posts and tape. There may also be orange traffic cones and metal crowd barriers used to define parking areas, pedestrian areas, or block routes to create one-way systems. Our colourful signage will also be used to direct traffic where necessary.


We cut the grass shortly before opening, but there may be longer areas of grasses left to delineate between parking rows. There may be grass cuttings lying on the ground. Please be aware that the grass may wear away with use: In dry weather the surface may become soft and dusty, and in wet weather the ground could be muddy or slippery. In wet weather we may also put down wood chippings and/or straw to sop up water.

The carpark is full of wild plants and insects that might scratch, sting or bite. Consequently, we recommend you dress in appropriate footwear and clothing for the outdoors.

The disabled parking area is situated directly opposite the flower field and toilets. In 2024 it is possible to sit in, or next to, your car, and see the flowers. At its closest point, it is approximately a 20 metre distance, across a farm track and a grassed area, to the flowers. There is lots of space available in this area. If you have any additional parking needs, please speak to a member of staff.

In the corner of the carpark, there is a "safe zone" free of traffic, where the toilets and baby changing facility is located.

It is possible for you to move freely between the carpark and the flower field.



The Flower Field

The flowers are planted in a huge 20+ acre farm field. It is largely flat, with a few undulations in the lie of the land. There may be natural holes, dips and lumps, animal holes, nests etc. We will mark and tape off any features considered hazardous – please look out for signs.

The field is outdoors, and it is completely open to the weather. There is very little shade or cover inside the flower field. It is essential that you check the forecast before travelling and prepare, pack and dress accordingly.

The flower seeds are drilled in lines and, as a result, the ground is rutted in a linear pattern across the long length of the whole field. We cut out routes through the flowers with a mower. Consequently, these paths cross over the ruts in all sorts of directions and are very bumpy and uneven. We ask you not to go into the flowers but keep to these main paths. There are many hazards hidden between the flowers. In a hot, dry summer, the main soil paths can become very soft and dusty. Conversely, they will be muddy in wet weather. There can also be broken flower stems and weeds that lie across these routes.

This surface can be very challenging. As an alternative, we have grassed areas all around the outside of the flowers. We cut the grass shortly before opening, but there may be areas of grass cuttings lying on the ground, taller, quicker growing weeds, or bare patches of soil. There may also be ruts and divots from farm machinery. Please be aware that the grass may wear away with use: In dry weather the surface may become soft and dusty, and in wet weather the ground could be muddy or slippery. In wet weather we may also put down wood chippings and/or straw to sop up water.

You can see the flowers from the carpark. We designate a special seating area, just across from the disabled parking area, for those who wish to sit and take in the view, without walking too far. These chairs are standard plastic outdoor patio seats.

The flower field is full of wild plants and insects that might scratch, sting or bite. Consequently, we recommend you dress in appropriate footwear and clothing for the outdoors.

In the “social area”, opposite the carpark, that contains the café, shop and flower stall, there will be a large Big Top Marquee that can be used by the public for shade or rain cover. This is a temporary, open sided structure. It is surrounded by pegged ropes that hold it up, and there is a large wooden centre post in the middle. The edges of the tent hang approx. 1.8m above the ground.

We have a limited number of wooden picnic tables dotted around the social area for public seating. There will also be straw bales placed around the field for additional seating. These bales rise about 1 foot up from the floor.

There will be a wooden viewing platform situated at the far end of the flower field, to give an elevated view over the flowers. There are 14 shallow, non-slip steps, with handrails, up to the platform which is approx. 2m above the ground. The platform is approximately 400m from the carpark. It is positioned here so that you can see both the public field and our private picking field, and have views across to Pershore Abbey.

We use metal crowd barriers, and white posts and tape to mark out entrances and exits, staff only areas, hazards and routes for farm vehicles. There will be signage to indicate one-way systems, dangers, and staff only areas.

Our staff can be identified by their “STAFF” badges and colourful aprons or branded hi-viz yellow vests.





The Social Area – café, shop and flower stall

Situated close to the field entrance, we arrange all our facilities near to each other in a “social area”. It is a large, grassed area within the flower field. It will be flat ground, but there may be natural holes, dips and lumps, animal holes, nests etc. There may also be ruts and divots from farm machinery. We will mark and tape off any features considered hazardous – please look out for signs. We cut the grass shortly before opening, but there may be areas of grass cuttings lying on the ground, taller, quicker growing weeds, or bare patches of soil. Please be aware that the grass may wear away with use: In dry weather the surface may become soft and dusty, and in wet weather the ground could be muddy or slippery. In wet weather we may also use wood chippings and/or straw to sop up water.

All our structures are temporary marquees, gazebos or mobile units. Consequently, there may be guy ropes and tent pegs around the edges of any structure. There may also be metal bars along the floor edges of structures, and at head height in the ceiling of structures.

The café and flower stall are designed so that the public do not enter the structure – staff will serve you from inside whilst you remain outside. If you require additional help with your interaction because of these spacings, please ask the member of staff serving you.

The café operates on a takeaway basis and, consequently, no designated seating is provided. (We have a limited number of wooden picnic tables for general public seating and there will also be straw bales placed around the field as additional seats.) We serve hot and cold drinks and cakes. There are dairy free and gluten free options. If you require assistance carrying your purchases, the member of staff serving you will be happy to help.

The shop is designed so that the public walk under the tent roof. It is a large Big Top Marquee - an open sided structure, surrounded by pegged ropes that hold it up, and a large wooden centre post in the middle. The edges of the tent hang approx. 1.8m above the ground. The “walls” of the shop are built of metal display stands which have metal feet that may protrude into the shop area. The shop is built from trestle tables which may be wobbly and are unsuitable for sitting on.

We use metal crowd barriers, and white posts and tape to mark out queues and staff only areas. There will be signage to indicate one-way systems and staff only areas.

One large Big Top Marquee is there for the public to use for shade or rain cover. This is a temporary, open sided structure. It is surrounded by pegged ropes that hold it up, and there is large wooden centre post in the middle. The edges of the tent hang approx. 1.8m above the ground.

We also have a selection of old vehicles that serve as photo spots. You can stand by the vehicle or sit on the vehicle seats, to take a photograph. Do not climb on the structure or go upstairs in the bus. This will be clearly signed. Children must always be supervised. Please be cautious around these old vehicles as brakes and chocks may fail.





Toilets & Personal Facilities

Portable toilets are provided for public use. There are two disabled toilets with level access and handles throughout.

Hand sanitiser is provided within each unit. Please note, there is no running water anywhere on site.

There is a 'baby changing' tent with two trestle tables. This is a temporary structure and consequently, there may be guy ropes and tent pegs around the edges. There may also be metal bars along the floor edges of the tent, and at head height in the ceiling of the structure. Two trestle tables will be provided within. This is a windowless tent which may be used as a private space for personal need if required. Please note that it will be dark inside with the doors closed, so you will require the torch or your phone for additional lighting. We apologise, but there is no mains electricity at the event. If you require assistance to use this tent, please ask any member of staff for the Field Manager.

The toilets are located at the edge of the carpark, close to the flower field. It is possible to move between the field and the toilets as often as required. There may be a further pair of toilets (not disabled) situated at the far end of the flower field, depending on the layout of the site.



Additional Information

No wheelchairs are available for loan.

There are no concessions for carers.

The only animals permitted on site are registered service animals. Please be prepared to show proof of their service status to staff if required.

The event can get very busy at peak times – these are weekends between 10am and 3pm. The café, flower stall and shop can get noisy, and queues will form. There is lots of space in the field and it is always possible to find a more peaceful spot, away from crowds. However, if you wish to avoid the busiest times, we have reduced the admission numbers for the 2 - 2.45pm and 3 - 3.45pm entry slots on Tuesday 2nd July and Wednesday 3rd July. This will ensure there are quieter times available for those with additional needs or special need requirements.

Contact Information

Please call The Confetti Office on 01386 555045 or email info@confettidirect.co.uk if you have any questions about accessing The Confetti Flower Field open days. We are very happy to further describe the site and discuss your visit with you.